



**disability
without
poverty**

**le handicap
sans
pauvreté**

**Welcome to the disability
without poverty movement**

**Le mouvement le handicap
sans pauvreté vous souhaite
la bienvenue**

A grass-roots, cross-disability
led collaboration to
disability poverty

Un mouvement terrain regroupant tous les
handicaps pour mettre fin à la pauvreté
touchant les personnes handicapées

THIS MEETING FEATURES:

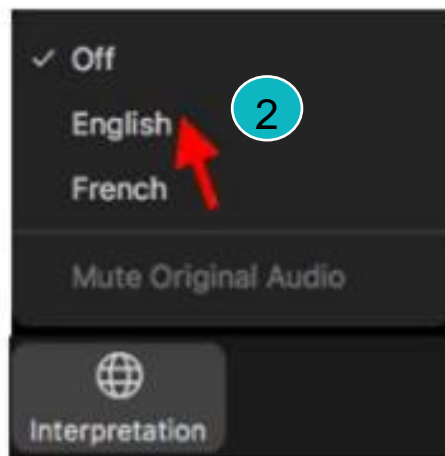
- French / English translation
- ASL interpretation
- LSQ interpretation
- CART captions (English and French)

CE REUNION INCLURA:

- Traduction en direct anglais-français
- Interprétation ASL
- Interprétation LSQ
- Sous-titrage codé (en anglais et français)

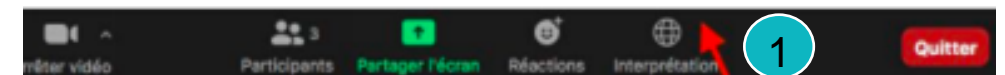
CHOOSE YOUR LANGUAGE

Please select your preferred language (English or French). You will not need to change language settings throughout the presentations. If you are using a mobile device, you can find language interpretation options under 'more'.



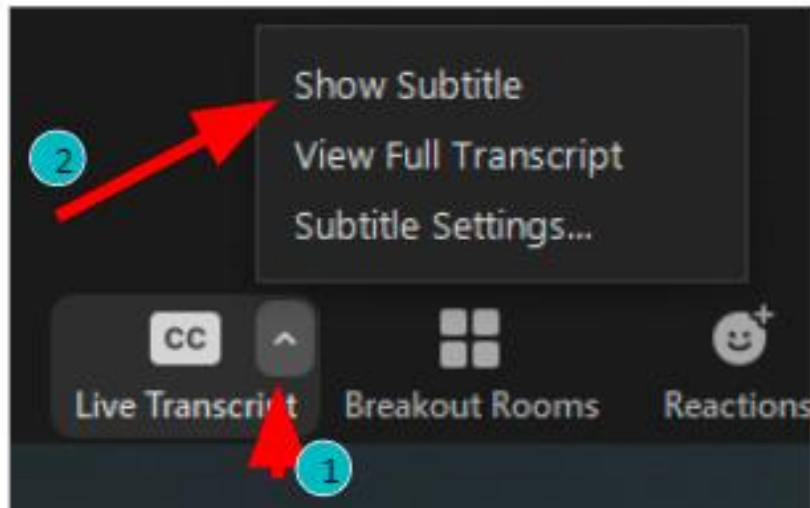
CHOISISSEZ VOTRE LANGUE

Veillez sélectionner votre langue préférée (anglais ou français). Vous n'aurez pas besoin de modifier les paramètres de langue tout au long des présentations. Si vous utilisez un appareil mobile, vous pouvez trouver des options d'interprétation linguistique sous « plus ».



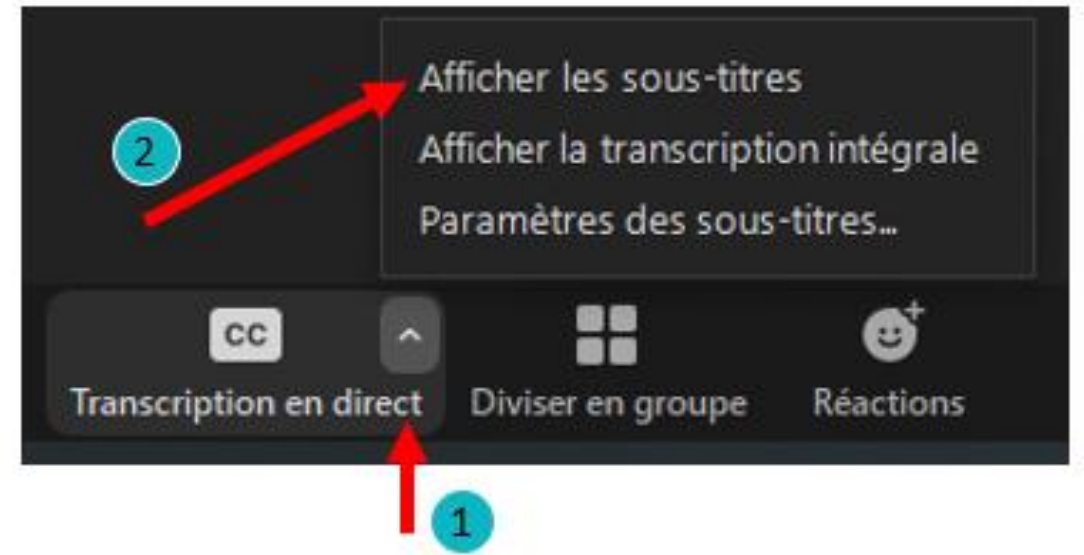
TURN ON CAPTIONS

Enable as required. You can adjust the size and location of the captions on your screen in 'Subtitle settings'.



ACTIVEZ LES SOUS-TITRES

Activez si nécessaire. Vous pouvez régler la taille et l'emplacement des sous-titres sur votre écran dans «Paramètres des sous-titres».



OTHER ACCESSIBILITY OPTIONS

To access additional settings, e.g. captions size, on-screen notifications, etc., go to your account settings or select the dropdown arrow next to the 'Mute' button and select 'Audio Settings'.

Enable and adjust these settings as required.

If you are using a screen reader, it is recommended that on-screen notifications for chat messages be un-enabled during this meeting.

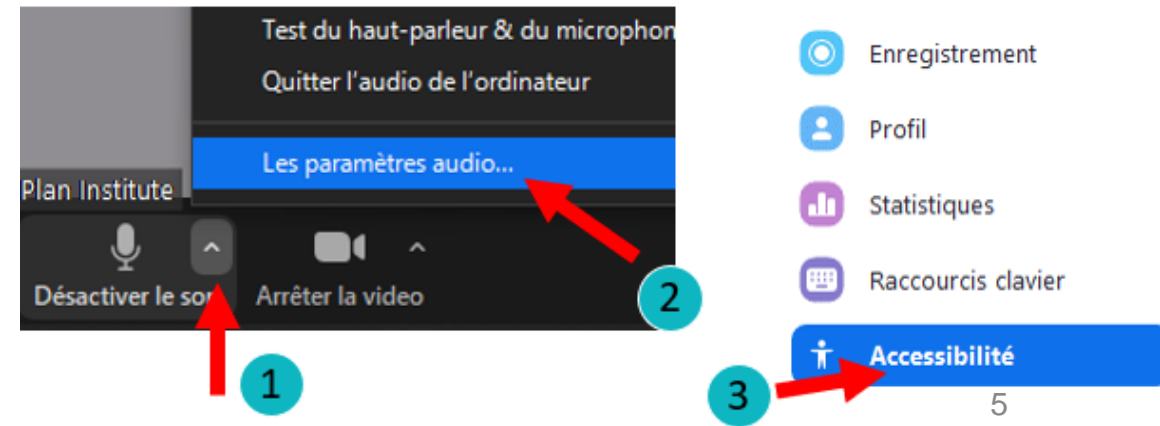


AUTRE OPTIONS D'ACCESSIBILITÉ

Pour accéder à des paramètres supplémentaires, par ex. taille des sous-titres, notifications à l'écran, etc. accédez aux paramètres de votre compte ou sélectionnez la flèche déroulante à côté du bouton 'désactiver le son', et choisissez 'les paramètres audio'.

Activez et ajustez ces paramètres selon vos besoins.

Si vous utilisez un lecteur d'écran, il est recommandé de désactiver les notifications à l'écran pour les messages de chat pendant cette réunion.



Introductions / Présentations



Michelle Hewitt (she/elle)
Co-Chair for Disability
Without Poverty

Coprésidente du mouvement
Handicap sans pauvreté



Rabia Khedr (she/elle)
National Director for
Disability Without Poverty

Directrice nationale du
mouvement Handicap sans
pauvreté



**Senator / Sénateur Brent
Cotter (he/il)**
Independent Senators Group

Groupe des sénateurs
indépendants



Greg McMeekin (he/il)
Alberta Advocate for Persons
with Disabilities

Défenseur des personnes en
situation de handicap en
Alberta



**disability
without
poverty**

**le handicap
sans
pauvreté**

We are a movement led by people with disabilities supported by our families, friends, service providers, allies and organizations.

Nous sommes un mouvement mené par des personnes handicapées, qui est soutenu par nos familles et nos amis, ainsi que des fournisseurs de services, donateurs, alliés et organismes.



Rabia Khedr
National Director for Disability Without Poverty
Directrice nationale du mouvement Handicap sans pauvreté

Disability Without Poverty Webinar

How Laws Come into Existence

The Honourable Brent Cotter, Senator
June 2022



Items to be Addressed

- Laws and the Rule of Law
- What is a Bill?
- What are the stages of a Bill?
- What happens after a Bill passes?
- Contents of a Bill vs. regulation
- When do community members have the greatest impact to shape outcomes?
- How to ensure your voice is heard
- Realistic timelines/How to expedite timelines



Canada is Governed by the Rule of Law


What Does That Mean?

The Rule of Law is a collection of ideas that govern how we all relate to each other.

Key principles contained in the Rule of Law include:

- The government enacts law in an open and transparent manner.
- The law is clear and known, and it is applied equally to everyone.
- The law will govern the actions of both government and private persons, and their relationship to each other.
- The courts will apply the law independently of political or outside influence.

Governments provide guidance on how we all relate to each other and how governments relate to us through the adoption of laws, and by extension regulations.





What is a bill?

- **A bill is the initial document presented to Parliament, either in the House of Commons or the Senate [there are two parts of the Canadian Parliament] to start the process of it becoming a statute or law of Canada.**
- **It is usually carefully constructed along ‘legal’ lines to do something through law that either the government or a Member of Parliament in the House of Commons, or a Senator, thinks is important for Canadians.**


What are the stages of a bill?

Types of Bills

- Government Bill
- Private Member's Bill

Stages prior to Government Bill Introduction in Parliament

- Policy Proposal
- Consideration by Cabinet



Stages of a Bill (continued)

First Reading

Second Reading

- Debate and vote on the principle of the bill
- Bill usually referred to a parliamentary committee

Consideration in Committee

- Witnesses and experts are invited to the committee
- Discuss the possible implications of the proposal and answer parliamentarians' questions
- Provide advice on how to improve the bill.
- The committee reviews the Bill, Clause-by-clause and reports back to Parliament

Third Reading

A similar process in the Senate

Royal Assent and Coming into Force

**“Two things you never
want to see made:**

Law and sausages”

What Happens after a Bill Passes?

The Creation of Regulations

- Many bills, once passed and become law, require the creation of regulations to give life to the intentions of the legislation.
- The bill has to allow for the creation of regulations and the regulations have to 'fit within' what the bill allows or authorizes
- Regulations are significant. Envision an iceberg. The legislation is what you see above the surface. The regulations are the part of the iceberg that you don't see that supports it.

How Regulations are Created

Regulations Drafted

- Draft regulations are published in the *Canada Gazette*, Part I.
- Comments are taken into consideration and the draft regulations are finalized.

Regulations Finalized

- The final regulations are then published in the *Canada Gazette*, Part II, and become law on the day or days set out in the regulations.

What's in a Bill vs Regulations?

Often, regulations are written to implement the specifics of a particular law.

- Example - licensing laws and licensing regulations

It is important identify if what you are trying to change is a law or a regulation.


- Each has a different method for making changes.

If you are attempting to change a law

- Speaking to Legislators

If you are attempting to change a regulation

- Reach out to regulatory agency



When do community members have the greatest impact to shape outcomes?

Ideally community members will supply input at every stage of the consideration process.

It is routine for community members to actively advocate for policy solutions well before a government acts.

At various stages, changes may be considered.

- In some cases, community members will be **actively seeking changes**, or...
- Sometimes, the goal may be to **prevent** changes from occurring.

If community members are continuously engaged, they maximize the opportunity to influence discussion and generate results that effectively meets their needs.

Advocacy Steps

Step 1: Get the government's attention.

Step 2: Get a commitment out of a government to act.

Step 3: Ensure follow through.

Step 4: Does the policy vehicle address concerns and benefit of the community?

Step 5: Support, Amend or Oppose the proposal.

How to Ensure Your Voice is Heard

- Get in early, get in often
 - Be prepared to engage with stakeholders at every stage of the process
- Reach out to every stakeholder
- Become the Experts
 - If the government has already proposed legislation or regulation, learn as much as you can about the proposal
 - The problem(s) it addresses, its impact, its benefits/risks, etc.

The Media Can Help

The media can be key allies in a quest to influence the consideration of policy solutions.

An effective advocacy organization keeps messaging to the media:

- Concise
- Consistent
- Colorful
- Creative

When advocacy is done well through the media, the coverage essentially writes itself.

The Role of Research

Research is extremely effective to reinforce the positions of a stakeholder.

A powerful method to influence entities considering policy solutions.

Lack Resources? Collaborate with partners.

- Example: What if Disability Without Poverty wanted reduced wireless data rates for low-income Canadians?

Partnering with organizations such as ACORN Canada, Open Media, or the National Pensioners Federation can overcome resource challenges.

Narratives reinforced by research send powerful messages to legislators, regulators and the general public, and can be conveyed broadly through media coverage.



What's a realistic timeline for these processes? How to speed up the timeline?

Every initiative has its own timeline and its own pace.

- CERB – manner of weeks
- Federal Volunteer Firefighter Tax Credit – 5+ Years
- Is there a price tag connected with the initiative?
- Is the initiative part of the government's policy platform or election platform?

Advice: Provide maximum information to decision-makers

The point is to facilitate the path between:

- Point A - the identification of a policy challenge, and
- Point B - the implementation of effective solutions.

Anything needed that reduces friction on this path is worth pursuing to speed up the process.



Thank you. Any questions?

Contact your MP today!

We need to do what we can to put pressure on our MPs to take action before they break for the summer on June 23. Call or email your local MP today! Tell them to fast track the Canada Disability Benefit without further delay.

<https://www.disabilitywithoutpoverty.ca/ask-your-mp/> *to find all the tools you will need to easily email your MP*

Contactez votre député aujourd'hui !

Nous devons faire tout ce qui est en notre pouvoir pour faire pression sur nos députés afin qu'ils agissent avant leur pause estivale du 23 juin. Appelez ou envoyez un courriel à votre député local aujourd'hui ! Dites-lui d'accélérer la mise en œuvre de la Prestation canadienne pour les personnes en situation de handicap sans plus tarder.

<https://www.disabilitywithoutpoverty.ca/fr/demandez-votre-depute/> *pour trouver tous les outils dont vous aurez besoin pour envoyer facilement un courriel à votre député.*

THANKS FOR BEING HERE!

MERCI D'ÊTRE LÀ !

Let's stay connected!

Demeurons en contact!

 disabilitywithoutpoverty.ca

 hello@disabilitywithoutpoverty.ca

 twitter.com/Disability_WP

 www.facebook.com/DisabilityWithoutPoverty



disability
without
poverty

le handicap
sans
pauvreté